

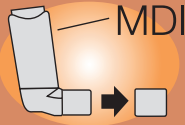

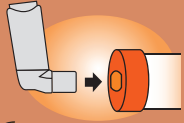
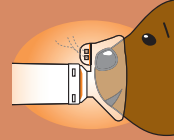


AeroChamber Plus Z STAT™

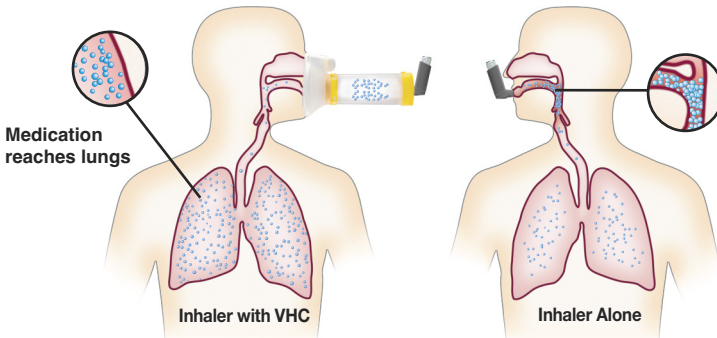
Anti-Static Valved Holding Chamber



INSTRUCTIONS FOR USE

Below, please find abbreviated instructions for use, but please remember to read the complete instructions that are packaged with your AeroChamber Plus® Z STAT® anti-static Valved Holding Chamber (aVHC) device.

- 1 REMOVE MDI cap 
- 2 SHAKE MDI 
- 3 INSERT MDI into chamber 
- 4 APPLY mask to face 
- 5 PRESS MDI and count 5-6 breaths 
- 6 REPEAT steps 2-5 as prescribed 



More medication
collects in mouth
and throat (potential
for side effects)

Manufactured by:

monaghan™

Monaghan Medical Corporation
5 Latour Ave., Suite 1600
Plattsburgh, NY 12901
www.monaghanmed.com



AeroChamber Plus Z STAT™

Anti-Static Valved Holding Chamber

Manufactured by:

monaghan™

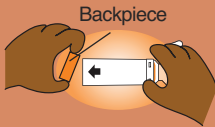
Monaghan Medical Corporation
5 Latour Ave., Suite 1600
Plattsburgh, NY 12901
www.monaghanmed.com




CLEANING INSTRUCTIONS

Below, please find abbreviated cleaning instructions, but please remember to read the complete instructions that are packaged with your AeroChamber Plus® Z STAT® anti-static Valved Holding Chamber (aVHC) device.

- 1 REMOVE backpiece only



- 2 SOAK 15 minutes in soapy water, agitate gently and rinse




OR

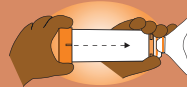
PLACE IN DISHWASHER on top rack



- 3 SHAKE out water and dry vertically



- 4 REASSEMBLE backpiece



Small Mask



Medium Mask



Mouthpiece



Large Mask

