

# HEPAtech

## Air Purifier System

Owner's Guide



English

Model  
**30240**

Form# 41900-01  
20100609  
©2010 Hunter Fan Co.

*SINCE 1886*  
**Hunter**®

## SAFETY INSTRUCTIONS

### Save These Important Instructions

1. This Air Purifier is designed for use on a flat, level surface and may not work properly on an uneven surface. ALWAYS place this Air Purifier on a firm, level surface. ALWAYS place the Air Purifier at least six (6) inches away from walls and three (3) feet from heat sources such as stoves, radiators, or heaters.
2. Place the Air Purifier in an area that is out of the reach of children.
3. Before using the Air Purifier, extend the cord and inspect for any signs of damage. DO NOT use the product if the cord has been damaged.
4. To reduce the risk of electric shock, this product has a polarized plug (one blade is wider than the other) as a safety feature. This plug will fit into a polarized outlet only one way. If the plug does not fit fully into the outlet, reverse the plug. If it still does not fit, contact a qualified electrician. DO NOT attempt to defeat or override this safety feature.
5. ALWAYS UNPLUG the Air Purifier when it is not in operation, while the filter is being changed, and while it is being cleaned.
6. DO NOT tilt or move the Air Purifier while it is in operation. Shut off and unplug before moving.
7. DO NOT immerse the Air Purifier in water as permanent damage will occur. Refer to and follow the CLEANING AND FILTER REPLACEMENT instructions.
8. DO NOT run the ionizer if tobacco smoke, air fresheners, dripless wax candles, or grease from cooking is present.

## INSTRUCTIONS

Thank you for purchasing the HEPAtch™ Air Purification System from Hunter Fan Company. You have purchased our latest development in portable Air Purification Systems. This system has been developed to improve the quality of the air you breathe.

Our HEPAtch™ Air Purification System outperforms other air purification systems by

quickly and effectively removing dust, smoke, and pollen particles as small as .3 microns in size. Room air is pulled in through the front grill where larger particles and odors are caught on the pre-filter. Smaller particles passing through the pre-filter are caught on the main filter. The ionizer helps remove the remaining particles before being pushed back into the room through the top vent.

## USING YOUR AIR PURIFIER

1. Remove your air purifier from the box and take it out of the clear plastic protective bag.
  2. Place your HEPAtch™ Air Purification System on a firm, flat surface.
  3. Before turning the Air Purifier 'on', you need to open the front grill. To release the front grill, place your fingers behind the tabs and pull forward.
  4. The filter will be installed in the correct position. Grasp the filter and pull it forward. Remove the plastic wrapping and replace the filter in the unit. The white filter material should be facing outward (towards you) and the wire mesh side should be hidden from view (inside the unit).
  5. Replace the front grill. Be sure that the bottom tabs are in location first, and then push the top of the grill forward until it is closed. The unit is now ready for normal operation.
- Note: This unit will not operate unless the door is placed in the correct position.
6. Plug the unit into a 120V electrical outlet.

## OPERATING YOUR AIR PURIFIER

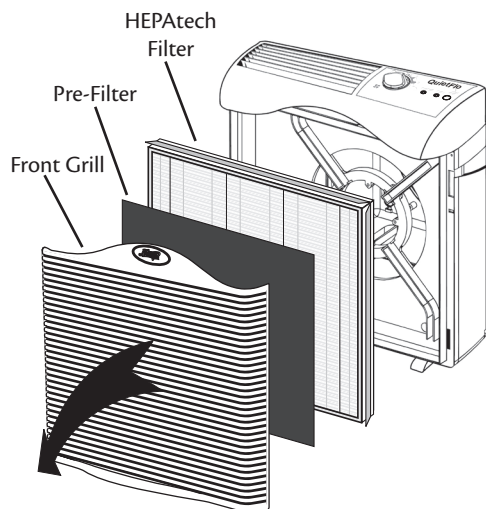


Figure 1.

**Ionizer:** Press this button to turn 'on' the ionizer. When the ionizer is 'on', the green light near the button will be illuminated.

**On/Speed Control:** Rotate the Speed Control knob to set the desired speed. A setting of zero (0) indicates that the unit is off, one (1) is low speed, two (2) is medium speed, and three (3) is high speed. The fan speed can be adjusted at any time.

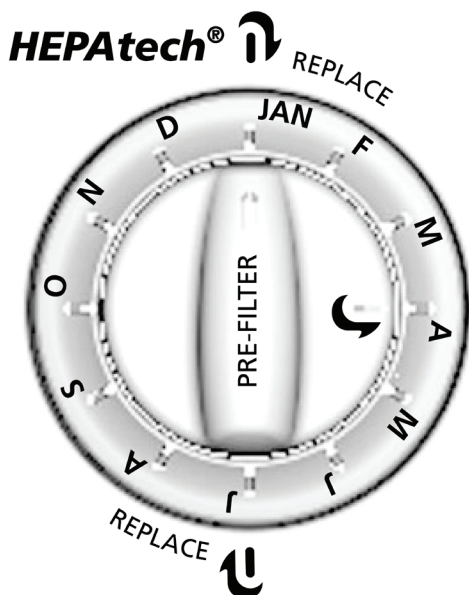


Figure 2.

**Filter Change Calendar:** The filter counter is designed to optimize the performance of the air purifier by reminding you when to change the HEPAtech Filter and pre-filter.

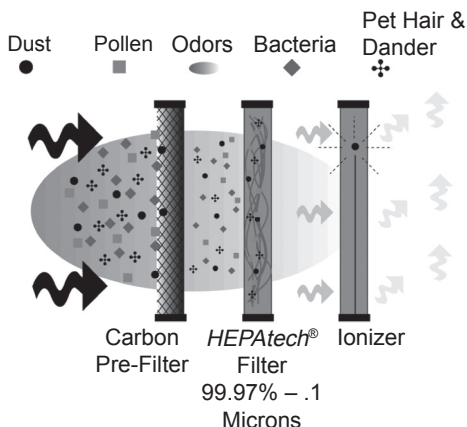
**HEPAtech Filter Calendar:** The HEPAtech Filter indicator is located at the top of the calendar ring. To set the HEPAtech Filter counter, rotate the calendar ring to align the month that you installed the filter with the top indicator. Since the filter is designed for 6 months use, the two indicators will serve as reminders to change the filter every 6 months.

**Pre-filter Calendar:** The inner knob of the filter counter is the pre-filter counter. To use, align the knob with the month that you installed the pre-filter. The replace symbol on the inner knob points to the month in which you should install a new pre-filter. The pre-filter is designed for three months of usage.

## CLEANING AND FILTER REPLACEMENT

1. Clean the outside of the unit with a soft, damp cloth.
2. At least every 90 days, open the front grill, remove the carbon pre-filter, and replace it. This is necessary to maintain proper odor-removing and overall filtration performance. If necessary, it can be changed more often. Mark the new filter installation sticker included with the new carbon pre-filter and set the filter calendar dial. Be sure to remove any plastic wrapping that may be on the new filter before you place it into the Air Purifier.
3. Every 6 months you should remove the front grill and check the HEPAtech filter to see if it needs to be replaced. Compare the color of the filter to the filter change chart located above the filter in the air purifier.

## HOW THE HEPATECH SYSTEM WORKS



The above is an illustration of how the HEPATECH™ air purification system works. Dust and other irritants are pulled into the air purification system and cleaned through the Carbon Pre-Filter, HEPATECH™ Filter, and by the ionizer. Clean, purified air is then released into the room through the top grill.

## TECHNICAL SUPPORT

If you have any additional questions or problems with your Hunter Air Purifier, please call 1-888-830-1326 from 7:00 am to 7:00 pm Monday - Friday and 8:00 am to 5:00 pm on Saturday, Central Time. You may also contact us over the Internet at [www.hunterfan.com](http://www.hunterfan.com).

## TROUBLESHOOTING

### Problem:

No Operation.

### Solution:

1. Confirm that the unit is plugged in.
2. Check the installation of the front grill.

### Problem:

Erratic Operation

### Solution:

1. Check the installation of the front grill.

### Problem:

Unit has reduced air flow or increased noise.

### Solution:

The filters may be clogged and needs to be replaced. (page 3)

## FILTER ORDERING

Depending on usage and the environment, your Carbon Pre-Filter should be replaced every three months and your Hepatech filter should be replaced every 6 months.

Replacement filters are available at most retailers that carry Hunter Air Purifiers. You may also purchase directly from Hunter Fan Company by:

Phone: 1-888-830-1326

Website: [www.hunterfan.com](http://www.hunterfan.com)

\*Applicable state and local taxes may apply.

\*Prices are subject to change without notice.

\* All orders will be shipped USPS or UPS Ground, allow 12-15 working days for delivery.

Filter#	Type
30931	Hepatech
30901	Pre-Filter

## WARRANTY

### Hunter Fan Company HEPATECH™ Air Purification System

#### 5 YEAR LIMITED WARRANTY

The Hunter Fan Company makes the following limited warranty to the original residential user or consumer purchaser of the HEPATECH™ Air Purification System:

If any part of your HEPATECH™ Air Purification System ("Air Purifier") motor fails during the first five (5) years from the date of installation due to a defect in material or workmanship, we will provide a replacement Air Purifier free of charge. Installation is deemed to occur at the date of purchase.

If the Air Purifier cord, ionizer, or front grill fails any time within one (1) year after installation due to a defect in material or workmanship, we will replace or, at our option, repair the unit free of charge at our nearest service center or at our Service Department in Memphis, Tennessee. You will be responsible for all parts and labor costs after this one-year period.

IF THE ORIGINAL RESIDENTIAL USER OR CONSUMER PURCHASER CEASES TO OWN THE AIR PURIFIER, THIS WARRANTY AND ANY IMPLIED WARRANTY WHICH THEN REMAINS IN EFFECT, INCLUDING

BUT NOT LIMITED TO ANY IMPLIED WARRANTY OF MERCHANTABILITY OR FITNESS FOR A PARTICULAR PURPOSE, ARE VOIDED. NO WARRANTY, EXPRESSED OR IMPLIED, INCLUDING ANY WARRANTY OF MERCHANTABILITY OR FITNESS FOR A PARTICULAR PURPOSE, IS MADE IN RESPECT TO THE FILTER MATERIAL OR CARBON FILTER. THIS WARRANTY IS IN LIEU OF ALL OTHER EXPRESS WARRANTIES. THE DURATION OF ANY IMPLIED WARRANTY, INCLUDING BUT NOT LIMITED TO ANY IMPLIED WARRANTY OF MERCHANTABILITY OR FITNESS FOR A PARTICULAR PURPOSE, IN RESPECT TO THE MOTOR IS EXPRESSLY LIMITED TO THE PERIOD OF THE EXPRESS WARRANTY SET FORTH ABOVE.

This warranty is voided if the air purifier is not purchased and used in the USA or Canada.

This warranty excludes and does not cover defects, malfunctions or failures of the Air Purifier which were caused by repairs by persons not authorized by us, use of parts or accessories not authorized by us, mishandling, modifications, or damage to the Air Purifier while in your possession, or unreasonable use, including failure to provide reasonable and necessary maintenance. This warranty does not cover Air Purifiers used in commercial applications. There are no express or implied warranties as to commercial purchasers or users.

To obtain service, contact the nearest Hunter authorized service center or the Hunter Fan Company Service Department, 2500 Frisco Avenue, Memphis, Tennessee 38114, 1-888-830-1326. For the name of our nearest authorized Hunter Fan Company Service Center, write to the Hunter Fan Company at the preceding address. You will be responsible for insurance and freight or other transportation to our factory service center. We will return the Air Purifier freight prepaid. The Air Purifier should be properly packaged to avoid damage in transit since we will not be responsible for any such damage. Proof of purchase is required when requesting warranty service. The purchaser must present sales receipt or other document that establishes proof of purchase.

IN NO EVENT SHALL HUNTER FAN COMPANY BE LIABLE FOR DIRECT, INDIRECT, SPECIAL CONSEQUENTIAL OR INCIDENTAL DAMAGES IN EXCESS OF THE

PURCHASE PRICE OF THE AIR PURIFIER. YOUR SOLE REMEDY WILL BE REPAIR OR REPLACEMENT AS PROVIDED ABOVE. SOME AMERICAN STATES AND CANADIAN PROVINCES DO NOT ALLOW LIMITATIONS ON HOW LONG AN IMPLIED WARRANTY LASTS, SO THE ABOVE LIMITATION MAY NOT APPLY TO YOU.

SOME AMERICAN STATES AND CANADIAN PROVINCES DO NOT ALLOW THE EXCLUSION OR LIMITATION OF DIRECT, INDIRECT SPECIAL, INCIDENTAL OR CONSEQUENTIAL DAMAGES, SO THE ABOVE LIMITATION MAY NOT APPLY TO YOU. SOME AMERICAN STATES AND CANADIAN PROVINCES DO NOT ALLOW THE EXCLUSION OR INVALIDITY OF EXPRESS OR IMPLIED WARRANTIES IF THE USER CEASES TO OWN THE AIR PURIFIER, SO THE ABOVE LIMITATION MAY NOT APPLY TO YOU.

THIS WARRANTY GIVES YOU SPECIFIC LEGAL RIGHTS, AND YOU MAY ALSO HAVE OTHER RIGHTS WHICH VARY FROM STATE TO STATE OR PROVINCE TO PROVINCE.

## Other Home Comfort Products

Home  
Convenience




Ceiling Fans



Humidifiers



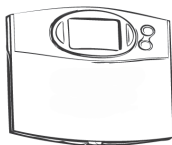
Air Purifiers



Bath Fans



Thermostats



To learn more about Hunter Fan Company products, please see our Web page at:

**[www.hunterfan.com](http://www.hunterfan.com)**

*Hunter* Fan Company  
7130 Goodlett Farms Pkwy.  
Memphis, Tennessee 38016