

# VornadoAQS™

## HEPA Air Quality System



MODELS 25, 35, 35C  
PORTABLE AIR CLEANER

### OWNER'S GUIDE

Read and keep these important instructions.

**VORNADO** 

## READ AND SAVE THESE INSTRUCTIONS

When using electrical appliances, basic precautions should always be followed to reduce the risk of fire, electrical shock and injury to persons, including the following:

1. Read all instructions before using this air cleaner.
2. This product is equipped with a polarized plug (one blade wider than the other). To reduce the risk of electrical shock, this plug is intended to fit into the power outlet only one way. If the plug does not fit into the outlet, reverse the plug. If it still does not fit, contact a qualified electrician. Do not attempt to defeat this safety feature.
3. Do not operate the air cleaner with a damaged cord or plug or after the air cleaner malfunctions, has been dropped or damaged in any manner. Return to Vornado for examination, electrical or mechanical adjustment or repair.
4. Do not run power cord under carpeting. Do not cover cord with throw rugs, runners or the like. Arrange the power cord away from traffic areas, so it will not become a tripping hazard.
5. This air cleaner is equipped with a safety interlock switch that cuts power to the unit when the Inlet Grill is removed. Do not attempt to defeat this safety feature.
6. Do not place the air cleaner near heat sources such as stoves, radiators or heaters.
7. Do not use this product outdoors or in wet environments.
8. This air cleaner is intended for floor use only. Always place on a firm, flat surface.
9. Unplug the air cleaner prior to moving, cleaning or replacing the filters.
10. This air cleaner requires periodic cleaning. Refer to the CLEANING instructions provided. Never clean the air cleaner in any manner other than as instructed in this manual.

**WARNING:** To reduce the risk of fire or electric shock, do not use this air cleaner with any solid state speed control device.

## Thank you for choosing Vornado

Welcome to the ever-growing family of Vornado owners. We trust that your selection of VornadoAQS™ conveys your confidence in the superiority and quality millions of people have come to expect when they select Vornado.

3



Vornado Air Circulator

Regardless of the Vornado product, Whole-Room Air Circulators, VortexHeat®, Vortex Humidifiers or VornadoAQS™ Air Cleaners, our time-tested approach to product development consistently delivers products of unique function, outstanding performance, unparalleled quality, eye-catching style and long-term value.



Vornado VortexHeater®



Vornado Humidifier

## A word about air cleaning

Why clean the air? At the simplest level, air cleaners can reduce cooking odors and household dust. Maybe you are concerned about indoor air quality...sick building syndrome. VornadoAQS can help make the air in your home or office fresher and healthier.

Finally, your purchase may be motivated by a need to manage an allergy or asthma condition. If so, please remember that the use of any air cleaner by itself may not be the only answer. Following your doctor's advice, which may include medication in addition to contaminant control, is part of sensible medical condition management. Simple things like using VAQS in a closed room, vacuuming often and changing your bedding frequently are all part of a total approach in helping minimize irritating allergens and contaminants.

### **Cleaning the air with VornadoAQS**

Our systems-based approach to product development means we carefully balanced many requirements to make the best air cleaner. The result? At all levels VornadoAQS (VAQS™) has what it takes to do the job right. We believe you'll find VAQS easy to understand and use.

VAQS' key features are:

#### ***VornadoAQS cleans all the air in the room***

Vornado Vortex Action circulates all the air in the room so all the air is cleaned.

#### ***99.97% High Alpha True HEPA Filter***

High-efficiency filter removes smoke, pollen, dust, dust mites, mold, bacteria, viruses...you name it.

#### ***Smart design & distinctive style***

Simple to use, fits anywhere in any decor.

#### ***Multiple speeds deliver the right amount of clean air...quietly***

Easy to match output to rooms you live in at sound levels you can live with.

#### ***PreSorb™ Prefilter***

Reduces many household and commercial odors and organic compounds.

#### ***Superior Clean Air Delivery Rate (CADR)***

VornadoAQS delivers large amounts of super-clean air.

#### ***Saves money***


Efficient motor uses less energy than conventional high-output air cleaners and runs cool for long life.

## How VornadoAQS delivers cleaner, fresher & healthier air.

Your VornadoAQS filter system cleans the air by removing particles from the air. First, VornadoAQS uses the best filter available, High Alpha True HEPA (High Efficiency Particulate Arrestor).

For many years, True HEPA has been used to scrub the air clean in hospitals and high-tech clean rooms. True HEPA is an extremely dense mat of fibers. How good is HEPA? Imagine trying to inhale a brick through a straw, that's how difficult it is for small particles to pass through HEPA. VAQS' High Alpha HEPA removes a minimum of 99.97%\* of the airborne particles from the air you breathe.

5



Second, VAQS' PreSorb™ Prefilter reduces all sorts of common and potentially hazardous household and commercial vapors and compounds...cooking odors and other household smells, mildew, hospital odors, paint and solvent fumes...the list is quite long.

\* Minimum capture efficiency at 0.3 micron. HEPA material certified by ASHRAE dust spot test.

## Parts to your VornadoAQS

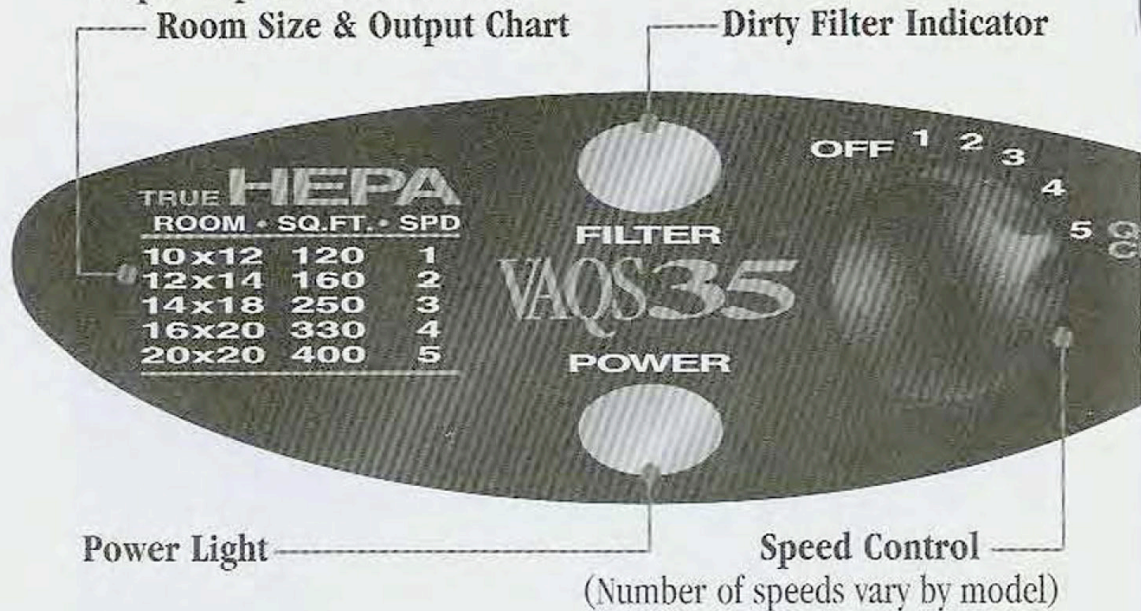
Your VornadoAQS consists of the following major parts.

6

### Clean Air Outlet

VAQS circulates clean air up and out into the room, not across dirty floors. Upward clean air outlet lets you place VAQS behind furniture.

### Simple Top-Mounted Controls



### Inlet Grill

Easily removed for HEPA and PreSorb Filter replacement and is easy to wipe down.

### True HEPA Filter (inside)

Over 36 square feet of super-efficient HEPA Filter, removes a minimum of 99.97% of all particles.

### PreSorb™ Prefilter (inside)


Odor and organic compound reduction.

### Efficient Motor (inside)

Saves money because it uses 1/3 less electricity than conventional high-output air cleaners. The motor runs cool for long life.

### Base

Refers to the structure remaining after the Inlet Grill and filters are removed.



BACK  
CLEAN

## First use

8

### Where to place VAQS

There is only one thing to remember when deciding where to position VAQS in a room, the Inlet and Outlet Grills must remain unobstructed. Otherwise, the small footprint and flat back let you position VAQS anywhere in a room...in a corner or against a wall. The upward clean air outlet even allows you to place VAQS behind furniture. Vibration absorbing feet will minimize noise if placed on hard floors.

Once you've determined where you'd like to position your VAQS, simply plug it into any standard 110 volt outlet. To turn VAQS on, rotate the Speed Control knob to one of the positions.

### Selecting right amount of clean air for your room

To properly clean the air in a room, you need to match the clean air output (speed) to the room size. Vornado has taken the guesswork out of this by providing an easy to use Room Size & Output Chart. It is your ready reminder of the right speed to properly clean the air in your room.

Models 35 & 35c have 5 speeds, each one matched to room sizes from 120 to 400 square feet. Model 25 has 3 speeds and will clean room sizes from 110 to 310 square feet.

To use the chart, estimate the room size in which your VAQS will be used and set the Speed Control to the recommended speed setting.

ROOM · SQ.FT. · SPD		
10x12	120	1
12x14	160	2
14x18	250	3
16x20	330	4
20x20	400	5

**Model 35 & 35C**

Should you choose to not run your VornadoAQS 24 hours a day, we have incorporated a QuickClean™ setting. In most room sizes, this setting will clean the entire volume of room air in a matter of minutes. Before

occupying the room, select this setting, close all doors and windows to the room and let VAQS quickly scrub the room. When you return (30 minutes or so), return the Speed Control to the proper setting.

ROOM · SQ.FT. · SPD		
10x11	110	
	1	
12x14	170	2

**Model 25**




### **Moving VornadoAQS**

Hand Holds on the back of the unit make it easy to move your VornadoAQS to another room. Stand in front of VAQS, reach around to the Hand Holds near the top on the back and lift VAQS to your chest.



**Built in Hand Holds**



**Easy clean Inlet Grill**

### **Cleaning & Maintenance**

The Inlet Grill will collect dust so we designed it with wide louvers that are easy to clean. Simply vacuum with a brush attachment or wipe with a damp cloth. DO NOT use solvents, strong chemicals or abrasive cleansers. The motor is permanently lubricated so it needs no service.

## Filter life expectancy

**PreSorb Prefilter** We recommend PreSorb filter replacement 4 times per year. Remember, PreSorb adsorbs odors. If odors are not diminishing, it may be time to replace this filter.

**HEPA Filter** The HEPA Filter will last 2 to 4 years. Some people are surprised by this, but HEPA actually gets better with use. As particles are trapped, more surface area is created where particles can be caught.

These life expectancies are guidelines only. If your VAQS is used in an especially dirty or smelly environment, filter replacement may need to occur more frequently.


### Using the Dirty Filter Indicator

The Control Panel incorporates a Dirty Filter Indicator to help you assess the status of your HEPA Filter. To use the indicator:

- Turn the unit to the **highest** speed setting. If the Filter Indicator window changes to green, your HEPA Filter is OK.

If the Indicator does not change to green, this is an indication that filter performance has dropped to approximately half the recommended air flow and that it is time to replace the HEPA Filter.

NOTE: The indicator may not show green at speeds lower than the highest speed. **The test is only done on high speed.**




**Dirty Filter Indicator**

## FILTER REPLACEMENT

Vornado replacement filters (HEPA 2535 and PreSorb™ 2535) are available by calling Vornado Accessory Sales, toll free 1-800-886-1001, weekdays from 8:30 a.m. to 5:00 p.m. Central time. You may also want to check with the retailer where you purchased your Vornado AQS as they may stock Vornado brand filters.

### Removing Inlet Grill

Remove the Inlet Grill by lifting it straight up using the louvers as a hand hold. To replace the grill, position the bottom Grill tabs in the slots at the bottom of the Base and slide the Grill straight down.



**Removing the Inlet Grill**

### Removing Filters

The PreSorb and HEPA Filters are held in place by 2 straps. Simply unhook the straps, on the right side, to remove the filters. Remember to unplug the unit before changing the filters.



**Installing/replacing Filters**

### Installing New Filters

1. Remove any plastic protective wrap. NOTE: Handle the HEPA Filter by the frame only. Avoid touching or crushing the pleated filter material.
2. The HEPA Filter is installed with the gasket against the Base



**Removing/replacing Straps**

unit. Be sure the gasket is pushed firmly into position.

3. Position the PreSorb filter on the front face of the HEPA Filter and secure the straps.
4. Replace the Inlet Grill.

# VORNADO AIR CIRCULATION SYSTEMS 5 YEAR LIMITED WARRANTY

Vornado Air Circulation Systems, Inc. warrants to the original consumer or purchaser that the VornadoAQS Portable Air Cleaner is free from any defects in material or workmanship for the period of five (5) years. If any defect is discovered within the warranty period, Vornado will repair or replace the unit at no cost if the unit is returned to Vornado postage-paid. Repairs not covered by the warranty or outside the warranty period will require a fee to cover the cost of materials, handling and shipping. This warranty does not cover the filter(s), HEPA 2535 and PreSorb™ 2535.

**For warranty or repair service, call 1-800-234-0604 to obtain a Return Authorization (RA) number. After receiving the RA number, ship the unit postage-paid with proof of purchase (date and place of purchase) to:**

**Vornado Air Circulation Systems, Inc.  
415 E. 13th Street  
Andover, KS 67002**

**To assure proper handling, packages must be clearly marked with the RA number. Packages not clearly marked with the RA number will not be accepted.**

This warranty does not apply to defects resulting from abuse of the unit, modification, alteration, repair or service of the unit by anyone other than Vornado Air Circulation Systems, Inc., mishandling, improper maintenance, commercial use of the unit, or damages which occur in shipment or are attributable to acts of God.

THIS WARRANTY IS THE ONLY ONE WE GIVE ON YOUR VORNADO AIR COMFORT SYSTEM. IT SETS FORTH ALL OUR RESPONSIBILITIES REGARDING YOUR VORNADO AIR COMFORT SYSTEM. THERE ARE NO EXPRESSED WARRANTIES EXCEPT AS LISTED ABOVE. VORNADO AIR CIRCULATION SYSTEMS, INC. SHALL NOT BE LIABLE FOR INCIDENTAL OR CONSEQUENTIAL DAMAGES RESULTING FROM THE USE OF THIS PRODUCT, OR ARISING OUT OF ANY BREACH OF THIS WARRANTY. ALL EXPRESSED AND IMPLIED WARRANTIES, INCLUDING THE WARRANTIES OF MERCHANTABILITY (AN UNWRITTEN WARRANTY THAT THE PRODUCT IS FIT FOR ORDINARY USE), AND FITNESS FOR A PARTICULAR PURPOSE ARE LIMITED TO THE APPLICABLE WARRANTY PERIOD SET FORTH ABOVE.

Some states do not allow the exclusion or limitation of incidental or consequential damages, or a limitation on how long the implied warranties last; so the above exclusions or limitations may not apply to you. This warranty gives you specific legal rights and you may have other rights which vary from state to state.

For your records;

Serial No. \_\_\_\_\_

(Located on Bottom of the Base)